
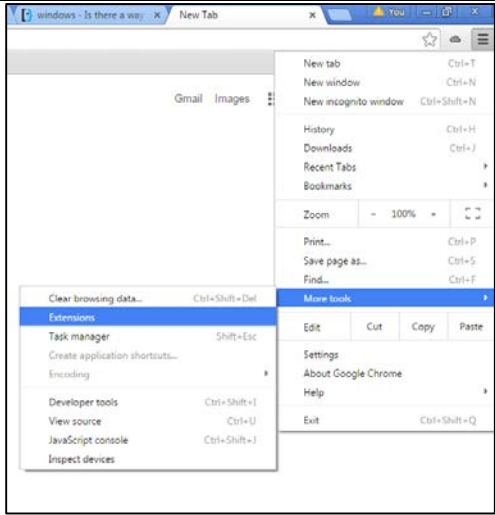
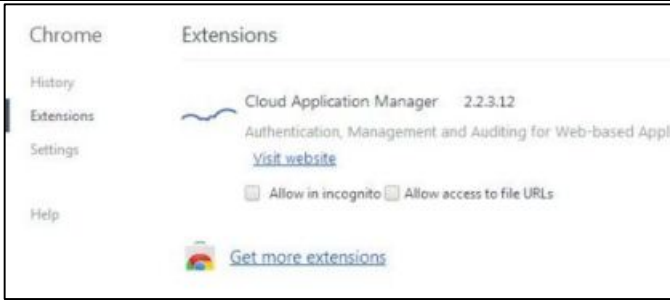
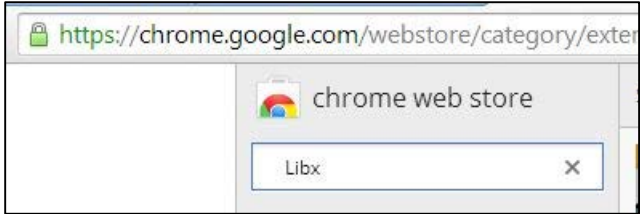

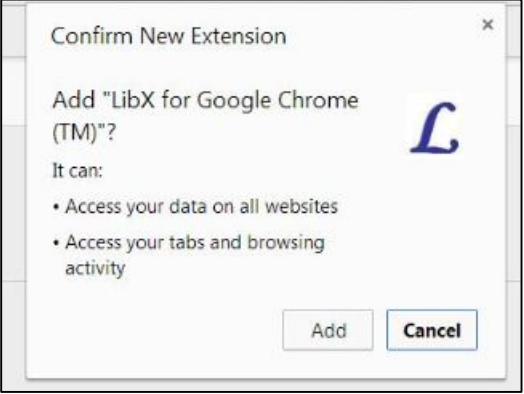
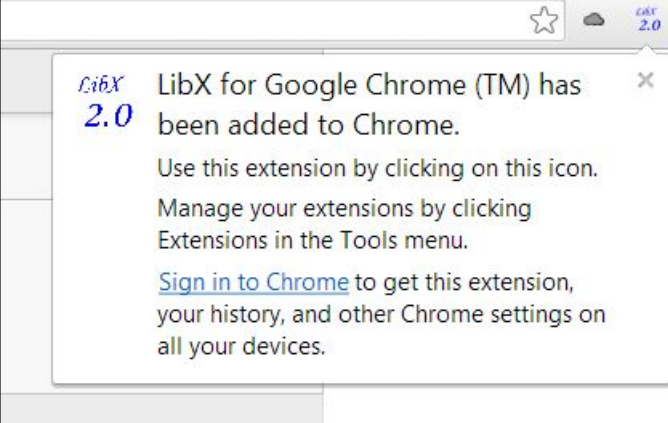
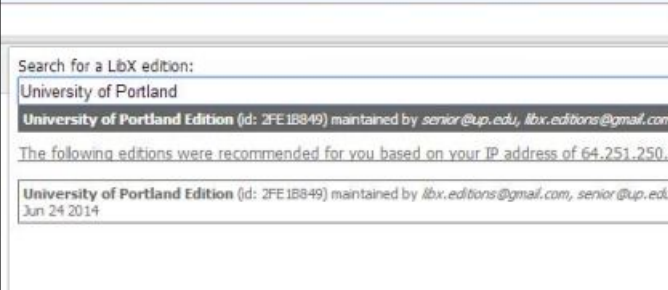
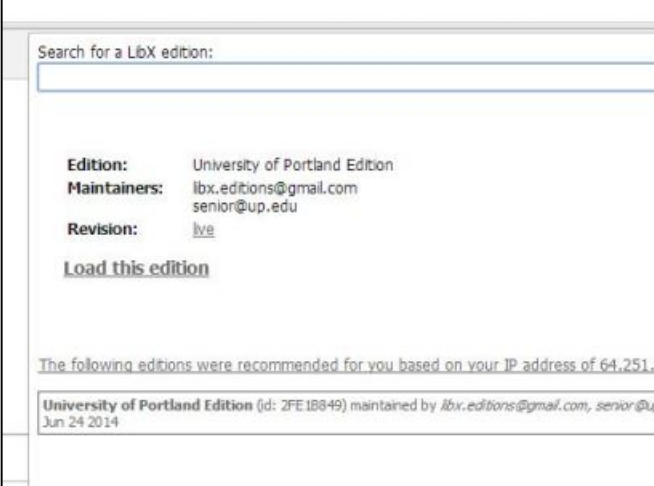
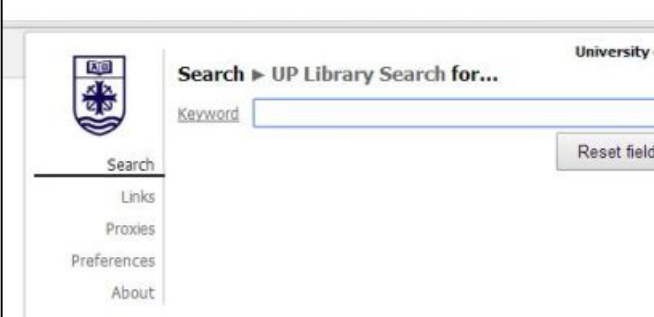


Follow these step-by-step directions, including screen captures, to install the LibX library browser plugin into Chrome:

<p>1. Open the Chrome browser and select the Customize and Control Google Chrome button.</p>	
<p>2. Select More tools, then Extensions.</p>	
<p>3. On the Extensions page, select the Get more extensions link.</p>	
<p>4. Search the Chrome Web Store for "Libx."</p>	

<p>5. Select the “+ADD TO CHROME” button to install.</p>	
<p>6. Select the Add button to confirm that you want to install.</p>	
<p>7. You will see a message that LibX has been added to Chrome.</p>	
<p>8. Select the LibX icon. After a few seconds LibX will recommend the University of Portland Edition.</p> <p>If not, you can search for University of Portland. Select the Edition.</p>	

<p>9. Select the Load this edition link.</p>	 <p>The screenshot shows a search interface with the following details:</p> <ul style="list-style-type: none"> Edition: University of Portland Edition Maintainers: libx.editions@gmail.com, senior@up.edu Revision: live Load this edition (link) <p>Below this, it states: "The following editions were recommended for you based on your IP address of 64.251.25..."</p> <p>A specific entry is shown: "University of Portland Edition (id: 2FE1B849) maintained by libx.editions@gmail.com, senior@up.edu, Jun 24 2014"</p>
<p>10. The window changes to the University of Portland Edition, and the icon changes to the University of Portland shield.</p> <p>Congratulations on successfully installing the LibX library browser plugin!</p>	 <p>The screenshot shows the "UP Library Search for..." interface. It features the University of Portland shield logo on the left. The search bar contains the text "Keyword" and has a "Reset fields" button to its right. Below the search bar is a vertical menu with the following options: Search, Links, Proxies, Preferences, and About.</p>

Need help installing the LibX library browser plugin?

Contact Heidi Senior at: senior@up.edu, or 503.943.8037.